



The Detroit Metropolitan Area Communities Study

Winter 2017 Survey Summary

FOR MEDIA OR OTHER INQUIRIES:

Dr. Elisabeth Gerber, Gerald R.
Ford School of Public Policy,
Institute for Social Research,
ergerber@umich.edu

Dr. Jeffrey Morenoff, Institute for
Social Research, College of
Literature, Science and the Arts,
Department of Sociology,
morenoff@umich.edu

Conan Smith, Gerald R. Ford School
of Public Policy,
conan@umich.edu

DMACS Winter 2017 Survey

Overview

This report highlights some of the findings from the Winter 2017 DMACS survey related to housing, employment, transportation and mobility, neighborhood amenities, policing, and race relations. The results show Detroiters report high rates of problems related to housing, employment, and transportation, and that while they are critical of public services in their neighborhoods, they are more optimistic about race relations locally than nationally. Highlights include the following:

- The majority of Detroiters either know someone who has been evicted from their home during the past year or have been evicted themselves, and an even larger number of Detroiters know someone who has lost a job in the past year or have lost one themselves.
- A third of Detroiters do not have access to a car, and many in this group have been forced to miss an appointment, skip going somewhere, or miss work due to lack of transportation.
- The majority of Detroiters believe that the public services in their neighborhoods are a poor value for the local taxes they pay and most also offer gloomy assessments of access to parks and recreational facilities in and around their neighborhoods.
- Most Detroiters agree that there is a national pattern of police violence against African American men and also see racial disparities in the use of deadly force by police at the local level.
- Finally, most Detroiters are pessimistic about the state of race relations in the United States but are more sanguine about race relations in their neighborhood.

This survey is based on follow-up interviews with a subset of respondents to the DMACS Fall 2016 Survey for a representative sample of 444 Detroiters.¹

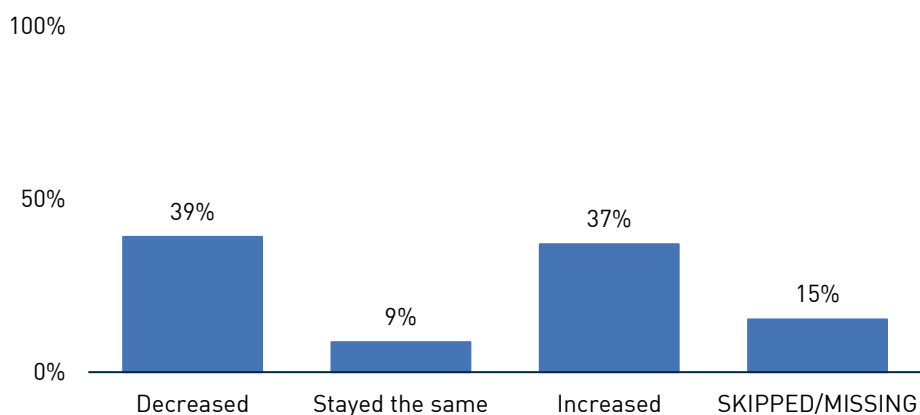
¹ N=444 Detroit residents. Interviews were self-administered and conducted online as well as using paper and pencil between March and June, 2017. Respondents were recruited via mail from the list of 714 adults who responded to the first wave of the DMACS survey. The margin of sampling error for a random sample survey of this size is 4.7 percentage points at the 95% confidence level. The data have been weighted using a raking procedure by age, education, sex, and race to match Census estimates for the City of Detroit.

Key Findings

Housing: Homeowning Detroiters have mixed perceptions of changes in housing values, while residents also report high levels of eviction experiences within their social networks

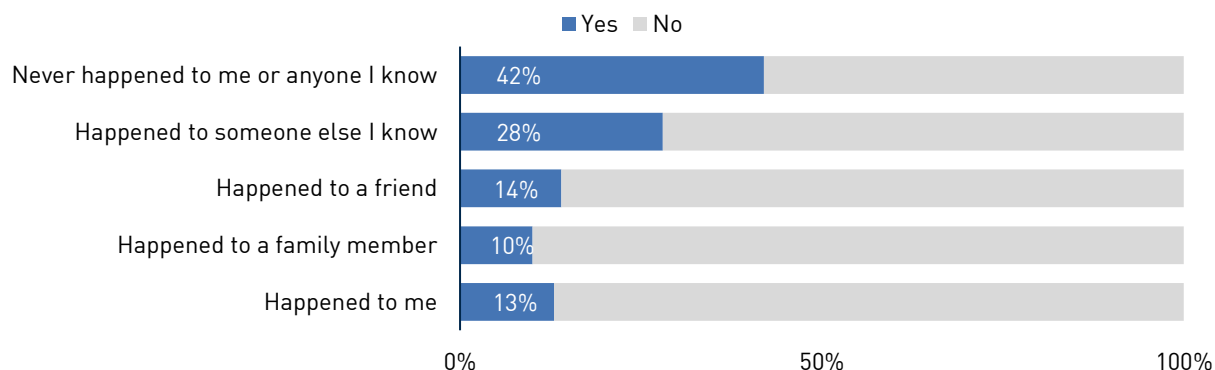
One third of Detroiters owns their home, while over half (52%) rent, and the remainder (11%) have some other arrangement. Of those who own their home, 39 percent report that the value of their home has declined in the last three years, as show in [Figure 1](#), but almost as many (37%) report that their home value has increased in the last three years. A relatively high proportion (15%) failed to answer this question, likely related to the perception of financial questions as sensitive.

Figure 1: How do you think the value of your home has changed in the last 3 years?
(Among homeowners, N=204)



Most Detroiters have either faced eviction from their home in the past year or know someone who has, as shown in [Figure 2](#). Only 42 percent of Detroiters do not know someone who has been evicted or forced to leave a living arrangement in the past year. Experiences with eviction include 13 percent of Detroiters who report being personally evicted in the past year, 10 percent who say that a family member has recently faced eviction, 14 percent who say that eviction has happened to a friend, and 28 percent who say that someone else they know has been evicted in the past year.

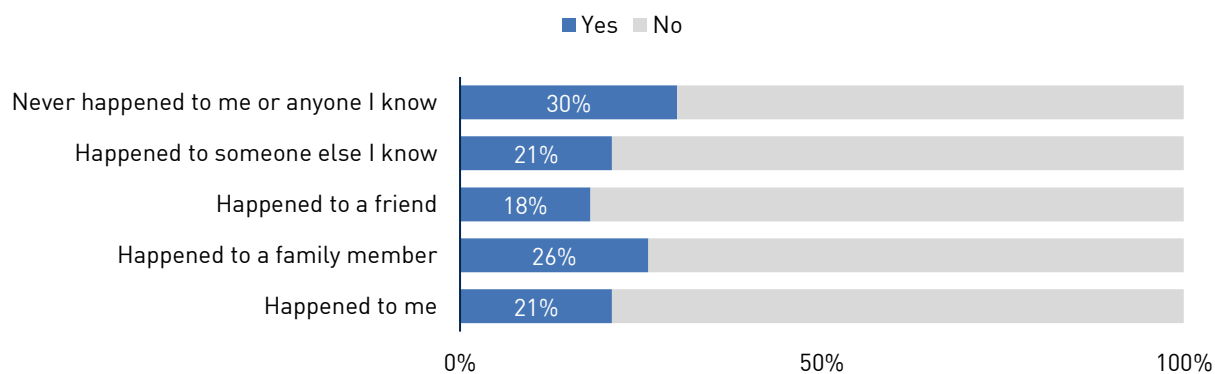
Figure 2: Have any of the following events happened to you or someone else you know in the last year? [Being evicted or otherwise forced to leave a living arrangement]
(Multiple responses allowed)



Employment: Seven in ten Detroiters know someone who has involuntarily lost a job

Large majorities of Detroiters have experienced job loss or know someone who has in the past year. Only 30 percent of Detroiters do **not** know anyone who has been laid off, fired, or involuntarily lost their job in the past year, as shown in [Figure 3](#). In comparison, a little more than one in five Detroiters (21%) report losing a job themselves in the past year, 26 percent say that a family member has recently lost a job, 18 percent say that a friend has recently lost a job, and 21 know someone else who recently lost a job.

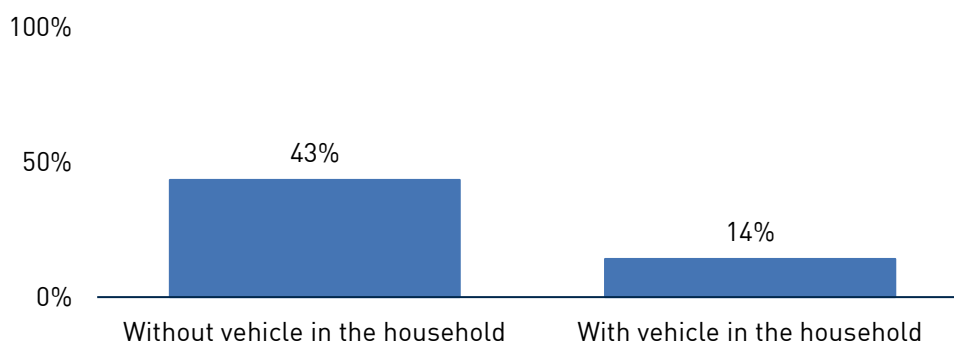
Figure 3: Have any of the following events happened to you or someone else you know in the last year? [Being laid off, fired, or involuntarily losing a job]
(Multiple responses allowed)



Transportation: Lack of transportation forces many Detroiters to miss work and other important appointments

Roughly one third (34%) of Detroiters report that they do not have a vehicle in their household, meaning that they do not own, lease, or share a vehicle with another member of their household. People who do not have a vehicle in their household experience more transportation-related problems. For example, as shown in [Figure 4](#), more than four in ten Detroiters without a vehicle say they have missed work or other appointments due to lack of transportation, whereas only 14 percent of Detroiters with a vehicle in the household report missing work or an appointment due to transportation.

Figure 4: In the last month, have you been forced to miss an appointment, skip going somewhere, or miss work because you did not have a way to get there?
(percent saying “yes”)

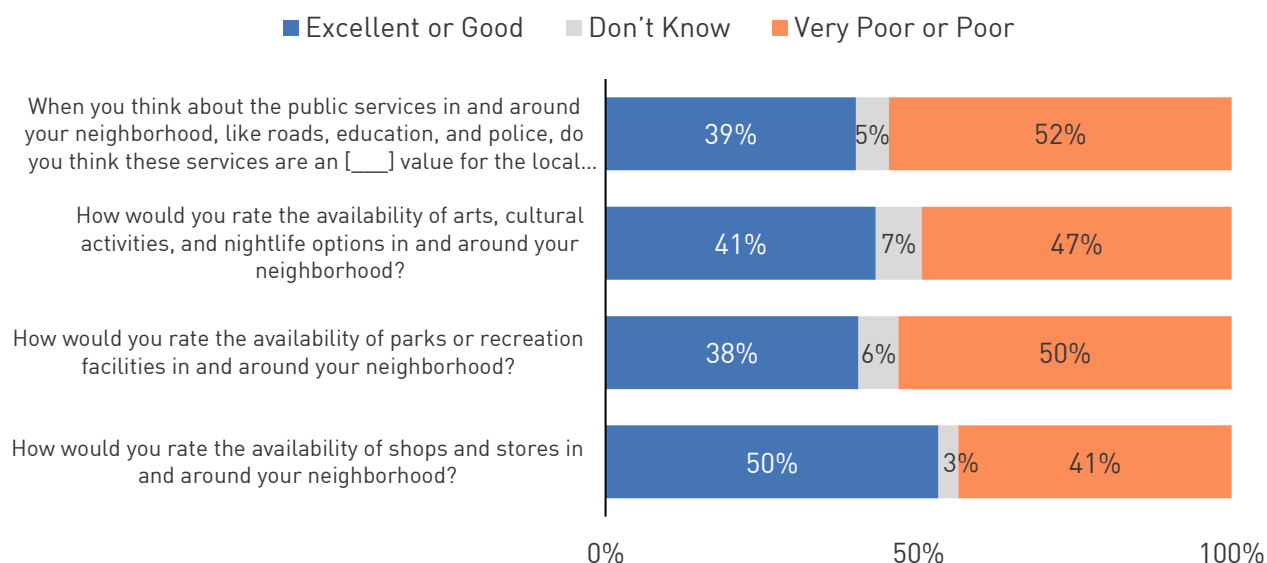


Neighborhoods: Many Detroiters give unfavorable ratings to public services in their neighborhood, but more are positive about local businesses

When asked to rate the value of public services in their neighborhoods – such as roads, education, and police – for the local taxes they pay, the majority of Detroiters (52%) say they are getting a poor or very poor value, compared to only 39% percent who report they are getting an excellent or good value, as shown in [Figure 5](#). Detroit residents also give a low assessment of “the availability of parks and recreation facilities” in and around their neighborhood, with half of all residents assessing them as poor or very poor compared to only 38 percent who rate them as excellent or good.

On the other hand, half of all Detroiters rate “the availability of shops and stores in and around their neighborhood” as excellent or good, compared to 41 percent who rate them as poor or very poor. Detroiters offer more mixed assessments of “the availability of arts, cultural activities, and nightlife options” in and around their neighborhood, with 47 percent rating it as poor or very poor compared to 41 percent who rate it as excellent or good.

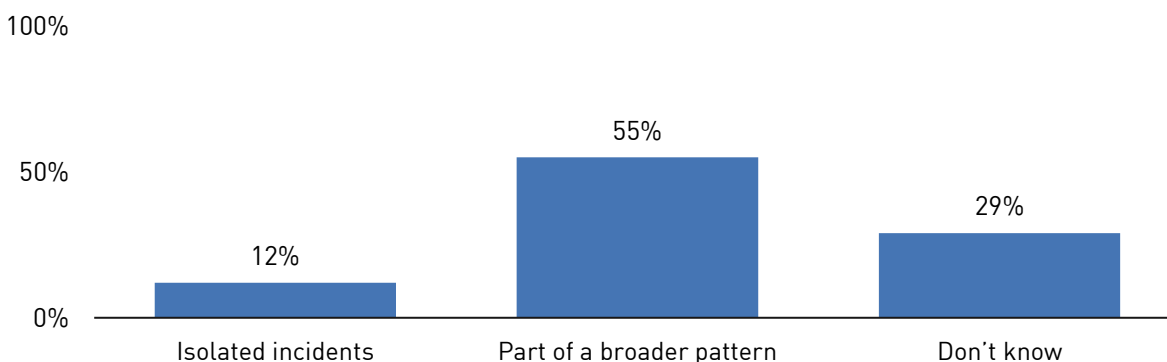
Figure 5: Please indicate whether you believe the following items are excellent, good, poor, or very poor



Race and Policing: Majorities think race influences the police’s decision to use force

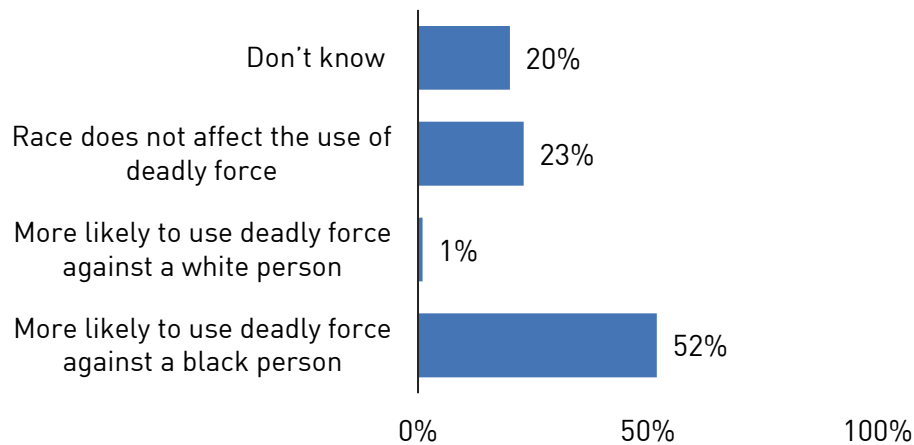
When asked whether recent killings of African American men by police are isolated incidents or part of a broader pattern of how police treat African Americans, over half (55%) of Detroiters say they see the killings as part of a broader pattern, while only 12 percent believe they are isolated incidents, as shown in [Figure 6](#).

Figure 6: Do you think recent killings of African American men by police are isolated incidents or are they part of a broader pattern of how police treat African Americans?



In addition, many Detroiters (52%) expect that police in and around Detroit would be more likely to use deadly force against a black person compared to a white person, as shown in [Figure 7](#).

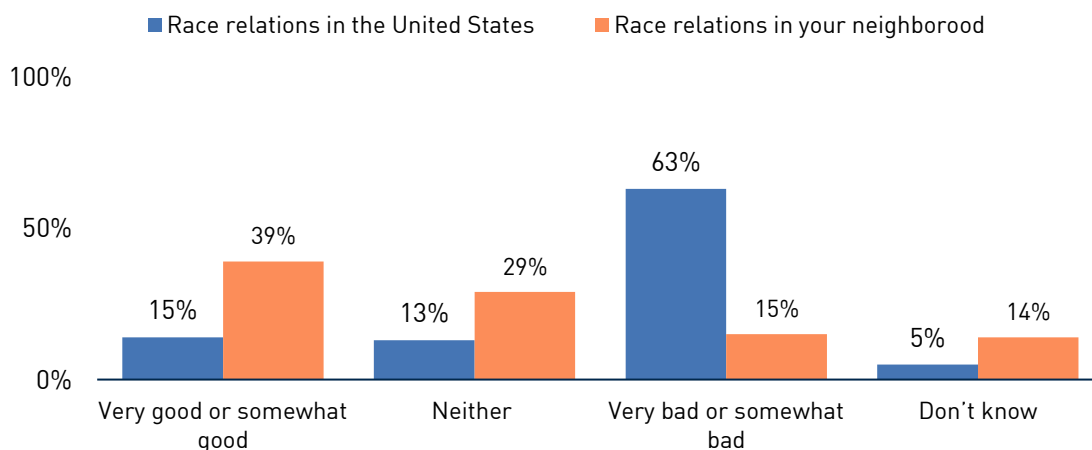
Figure 7: In general, do you think the police in and around Detroit are more likely to use deadly force against a black person, or are more likely to use it against a white person, or do you think race does not affect police use of deadly force?



Many say race relations are bad in the United States but better in their neighborhood

Figure 8 shows that Detroiters are pessimistic about the state of race relations in the United States, with 63 percent describing them as either “very bad” or “somewhat bad,” compared to only 14 percent who view race relations in the US as being “very good” or “somewhat good.” When asked about race relations in their own neighborhood, however, Detroit residents are less pessimistic, with only 15 percent describing them as “very bad” or “somewhat bad,” compared to 39 percent who say that race relations in their neighborhood are “very good” or “somewhat good.”

Figure 8: Do you think race relations in the United States/your neighborhood are...



Acknowledgements

We are grateful for the generous financial support of the Kresge Foundation, the UM Office of Research, the Ford School of Public Policy's Diversity Center, and Poverty Solutions at the University of Michigan. We also benefited from the advice and expertise of the Institute for Social Research's Survey Design Group and Survey Research Operations.

This report is a collaborative effort based on the input of numerous colleagues and stakeholders, including Dr. Elisabeth Gerber, Dr. Jeffrey Morenoff, Elizabeth Phillips, Joshua Rivera, Conan Smith, Anna Strizich, and Emma White.